











































# MARLBORO MASTERS OF FORMULA 3

## GESAMTERGEBNIS ZEITTRAINING 1+2

Pl.	Nr	Nation	Fahrer	Bewerber	beste Zeit	Zeittraining 1	Zeittraining 2	
<b>Gruppe A ungerade Startnummern</b>								
1.	5		FRA	Éric Salignon	ASM Formule 3	1:32.974	1:32.974	1:33.039
2.	37		BRA	Lucas di Grassi	Hitech Racing	1:33.142	1:33.142	1:33.233
3.	17		BRA	Nelson Piquet	Piquet Sports	1:33.177	1:33.313	1:33.177
4.	1		CAN	Bruno Spengler	ASL - Team Mücke Motorsport	1:33.203	1:33.203	1:34.594
5.	3		GBR	Jamie Green	ASM Formule 3	1:33.242	1:33.256	1:33.242
6.	29		GBR	Danny Watts	GB Promatecme	1:33.255	1:33.255	1:35.228
7.	7		GBR	Lewis Hamilton	Manor Motorsport	1:33.353	1:33.353	1:33.530
8.	9		NED	Giedo van der Garde	Opel Signature Plus	1:33.616	1:33.616	1:33.705
9.	11		FRA	Loic Duval	Opel Signature	1:33.621	1:33.621	1:34.311
10.	25		BRA	Roberto Streit	Prema Powerteam s.r.l.	1:33.645	1:33.645	1:34.054
11.	19		AUT	Andreas Zuber	Team Rosberg	1:33.725	1:33.744	1:33.725
12.	21		BRA	Danilo Dirani	Carlin Motorsport	1:33.741	1:33.796	1:33.741
13.	15		MAS	Fairuz Fauzy	P1 Motorsport Ltd	1:33.991	1:33.991	1:34.412
14.	33		AUS	Marcus Marshall	Fortec Motorsport	1:34.003	1:34.003	1:34.185
15.	39		GBR	Andrew Thompson	Hitech Racing	1:34.038	1:34.214	1:34.038
16.	23		GBR	Tom Kimber-Smith	Team Kolles	1:34.073	1:34.125	1:34.073
17.	27		JPN	Katsuyuki Hiranaka	Prema Powerteam s.r.l.	1:34.086	1:34.086	1:35.531
18.	41		NED	Ross Zwolsman	HBR Motorsport	1:34.535	1:34.535	1:34.814
19.	31		ITA	Matteo Cressoni	Ombra s.r.l.	1:34.763	1:34.763	1:35.477
20.	45		GER	Peter Elkmann	Swiss Racing Team	1:35.252	1:35.554	1:35.252
21.	43		ITA	Marco Bonanomi	Team Ghinzani	1:35.571	1:35.571	1:36.256
<b>Gruppe B gerade Startnummern</b>								
1.	4		FRA	Alexandre Prémat	ASM Formule 3	1:32.767	1:32.767	1:34.587
2.	32		GBR	James Rossiter	Fortec Motorsport	1:32.816	1:32.929	1:32.816
3.	14		GBR	Adam Carroll	P1 Motorsport Ltd	1:32.829	1:32.829	1:33.438
4.	18		GER	Nico Rosberg	Team Rosberg	1:32.890	1:32.890	1:33.186
5.	10		FRA	Nicolas Lapierre	Opel Signature Plus	1:33.016	1:33.016	1:33.536
6.	26		FRA	Franck Perera	Prema Powerteam s.r.l.	1:33.031	1:33.031	1:33.434
7.	8		NED	Charles Zwolsman	Manor Motorsport	1:33.102	1:33.102	1:34.368
8.	22		POR	Álvaro Parente	Carlin Motorsport	1:33.165	1:33.165	1:33.285
9.	36		EST	Marko Asmer	Hitech Racing	1:33.479	1:33.479	1:33.560
10.	20		MON	Clivio Piccione	Carlin Motorsport	1:33.509	1:33.770	1:33.509
11.	2		ITA	Daniel La Rosa	ASL - Team Mücke Motorsport	1:33.601	1:33.601	1:33.897
12.	24		GER	Adrian Sutil	Team Kolles	1:33.745	1:33.745	1:34.157
13.	28		GRE	Alexandros Margaritis	Vitaphone Racing Team AB Racing Performance	1:33.858	1:33.858	1:34.221
14.	30		ITA	Paolo Montin	Ombra s.r.l.	1:33.999	1:33.999	1:34.216
15.	34		NED	Ferdinand Kool	Alan Docking Racing	1:34.048	1:34.048	1:34.606
16.	46		GER	Maximilian Götz	TME Racing	1:34.129	1:34.129	1:34.469
17.	40		AUT	Hannes Neuhauser	HBR Motorsport	1:34.202	1:34.202	1:34.210
18.	12		BEL	Greg Franchi	Opel Signature	1:34.234	1:34.234	1:34.816
19.	38		GBR	James Walker	Hitech Racing	1:34.300	1:34.300	1:34.713
20.	44		ESP	Alejandro Núñez	Swiss Racing Team	1:36.008	1:36.008	1:38.719
21.	42		BEL	Philip Cloostermans	Team Ghinzani	1:36.630	1:37.118	1:36.630

# MARLBORO MASTERS OF FORMULA 3

## GESAMTERGEBNIS ZEITTRAINING 1+2

Pl. Nr	Nation	Fahrer	Bewerber	beste Zeit	Zeittraining 1	Zeittraining 2
--------	--------	--------	----------	------------	----------------	----------------

Rundenschnitt Gruppe A: 166.769 km/h

Rundenschnitt Gruppe B: 167.141 km/h